



# CSM Debrief

# July 2019

[www.cincyipms.com](http://www.cincyipms.com)

President: Mike Ward ..... m1ward@cinci.rr.com  
 Vice President: Dave Reeves ..... dlreeves29@gmail.com  
 Secretary / Editor: Rob Schorry ..... rschorry@gmail.com

Treasurer: Tom Owens ..... towens@cinci.rr.com  
 Membership: Ted Everett ..... ceverett@fuse.net

Our **next meeting** will be on **Sunday, July 7, 2019** from 2 – 4 PM. The club meets at Eastminster Presbyterian Church, 4600 Erie Avenue, Madisonville, Ohio 45227.

## On the Modeling Bench:

- Revamp CSM website: Dave Reed is working on a new website as our old one is a bit long in the tooth.
- Annual Cincinnati Scale Modelers membership fees are \$15. You do not have to join the national organization to join our club.
- IPMS/USA national membership fees are \$30 per year and include the IPMS/USA Journal. If you are a member of the IPMS/USA you can enter models into the national contest. See [www.ipmsusa.org](http://www.ipmsusa.org) for details.
- You can pay your dues, or make other payments, such as for a vendor table at our contest. Go to the club website and select the “Shopping” tab and “Pay 2019 dues”.
- Long range: CSM Model Contest & Swap Meet – Saturday, October 19, 2019
- For the JULY meeting, bring in your WWII Europe armor/ships/a-c for an impromptu ‘contest’. The winner will be by popular vote and as an award they get bragging rights. We tried this at the June meeting and had little interest. Once more...

## In the Paint Booth:

- Check out the apparel page on our webpage and click on the logo to shop for CSM club apparel. It is a simple order setup, and then you are ready to order items.
- We will be building a pictorial directory of our members (Who is that?). Expect to have your photo taken. Those in a Witness Protection Program can opt out. 😊
- Might we have a ‘group build’ challenge from time to time? Such as a kit-bash challenge?

## Raffle

Door prizes	Raffle Prizes	
Eduard 1/72nd Fokker Dr1	Tamiya 1/48th Spitfire MkVB	Tamiya 1/35th Panzer II A/B/C
Hobbyboss 1/35th M706 Armored Car	Hasegawa 1/48th F-86F-30	Tamiya 1/35th M-26 Pershing
Academy 1/48th P-36A	Hasegawa 1/72nd he.111H-6	DML 1/35th T-34/76/42

**Wants & Disposals** – If you have a want or disposal of a kit, book, or supplies, please call (513) 489-5387 or send email to: [rschorry@cinci.rr.com](mailto:rschorry@cinci.rr.com)

Mongo (Jeff Cramer) has started a stash purge. Contact him at: [mongo1956@twc.com](mailto:mongo1956@twc.com)

Mongo says that he has sand from Omaha Beach, if someone wants to add ‘realism’ to a D-Day diorama.

**VA project(s)** – The Cincinnati Scale Modelers VA Support group (CSMVASG – got a better acronym?) continues to staff model building sessions at the VA hospital in Clifton. Volunteers work with veterans on the scale modeling hobby, helping them build, share stories, etc. every Tuesday from 9 to 11:30. Call Tom Owens if you are interested in helping. (513) 351-1582

The VA Medical Center always needs kits appropriate to the skills of beginners. Just now a new bunch has started building so snap-tite or easy build kits would be a help, if you have any to donate.

**Interested in writing an article or taking photos?** The *CSM Debrief* is looking for original info on models, workbench techniques, or Roadside Relics you may see. Send them to the editor for possible publication. The “Debrief” is available by post or email (to save postage, trees, and hassle, I recommend email!). It is also posted each month on the CSM club website. We also have a Facebook page, so search for “Cincinnati Scale Modelers.”

**Upcoming events in or near “IPMS/USA Region IV”** See [www.ipmsusa.org](http://www.ipmsusa.org)

Date	What & Where	Link
8/7 - 8/10	IPMS/USA 2019 National Convention – Chattanooga, TN	<a href="http://www.ipmsnationals.com/">http://www.ipmsnationals.com/</a>
10/19	CSM Model Contest & Swap Meet - Sharonville, OH	

Sun 12:00-5:00 Mon 10:00-7:30 Tues-Sat 10:00-6:00

**BOARDWALK**

Hobby Shop

1032 Delta Avenue  
Cincinnati, Ohio 45208 (513) 871-2110

*Please try to keep your telephone and email up to date with the club. In case of severe weather or other reason, we will try to contact you if our monthly meeting is cancelled or postponed.*

*Thank you!*


## Some June meeting models



<http://www.airforcemag.com/MagazineArchive/Documents/2010/November%202010/1110oneman.pdf>

Major James H. Howard


















## In-Box Review of Trumpeter 1:24 Messerschmitt Bf109 G-2 by Will Kuhrt

263 parts. Two decal versions. 8./JG 52 Black 13 *Oberst Gunther Rall* and 9./JG 52 Yellow 1 *Hermann Graf*  
MSRP \$109 Initial Release: 2001 with retooling in 2003 and subsequent years

The box is huge. If you are a lover of box art, you'll really like the beautifully rendered Bf109 G-2 *Black 13* in flight. A few years ago, I began saving box art and using it to decorate my man cave. I'm excited to see this one on the wall . . . eventually! The box is nicely packed and contains eleven sprues. Clear canopy and small parts, rubber tires, screws and photoetched parts are packaged in a convenient accessories box.

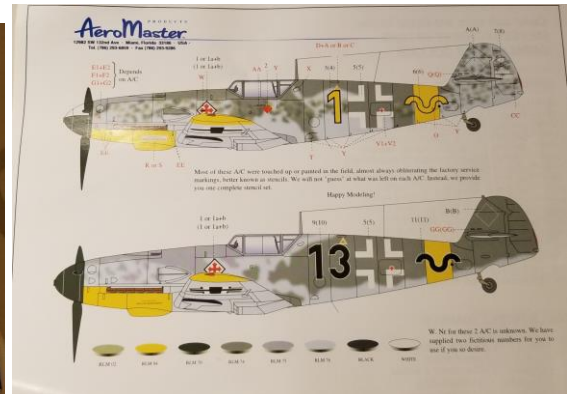
If you've never built a trumpeter kit before, you'll be surprised to see a clear plastic sprue of the left and right fuselage halves accompanied by their respective control surfaces. Trumpeter does this to provide the model builder with a way to display the engine, cockpit and other internal workings. I am admittedly not a fan of using shortcuts like this and would prefer to work out a more realistic way to display the internal mechanisms. There are also two canopy sprues provided. I'm not sure why this is, because they are identical, but my guess is that they provided it as a backup in case one is marred during painting. Let's face it. . . any mistakes at this scale will stick out like a sore thumb.

The parts are nicely detailed, and most are free of sink marks and flash, although I spotted some that will need a little cleanup. The engine is impressive, as is the cockpit, but the cockpit lacks all hints of wiring and does have a few technical flaws. Another downside with the cockpit is that the instrument panel is a decal. There are many third-party upgrades available for those of you who are into super detailing, and I would be inclined to get a cockpit upgrade (or scratch build) to provide a more realistic instrument panel. The fuselage and control surfaces are clean and have excellent panel line and rivet detail. I did not see any warped parts.

The 16-page assembly guide is very clear and easy to follow. Assembly begins with the engine, continues with the cockpit, landing gear, fuselage, control surfaces, and wings. I believe that some of their painting suggestions are not quite accurate and suggest you rely on external references for painting.

The painting instruction for both versions is provided on a brightly colored guide. Paint corresponds to ModelMaster (enamel and acryl) and Polly scale paints. You'll have to consult paint conversion charts if you intend to use other brands. The water-slide decals by Aeromaster are superb with accurate color register and appropriately thin. Many third-party decals are available if you want to model an aircraft other than one of the two provided in this kit.

I was excited to find this kit for sale at a recent contest, and the price was great! Now we'll see how the building goes.



## Join IPMS/USA!

IPMS/USA is dedicated to the hobby (and fun) of Scale Modeling. The organization was started in 1964. There are now branches of IPMS all over the world. Local Regions and Chapters sponsor Model shows and contests every year, but you needn't be a national member to visit the shows or attend the club meetings! With IPMS/USA Membership, you will receive the outstanding IPMS/USA Journal 6 times a year, including topics on all scale modeling subjects such as aircraft, armor, automotive, ships, sci-fi, and figures. You will also find listings of IPMS contests, swap meets, hints and tips, and reviews. Membership qualifies you to participate in IPMS/USA sanctioned contests, and in the National Convention, held each summer. As a member, you'll also be able to access our online Discussion Board, where a wide variety of modeling topics are discussed, and enjoy interaction with other serious modelers for help with questions about modeling techniques or the Society in general. Many Hobby Shops and Model Vendors around the USA offer discounts to IPMS/USA Members. Memberships are available in several types:

Junior: 17 years old or Younger, \$17.00 per year

Adult: 1 Year \$30.00, 2 Years \$58.00, 3 Years \$86.00

Family: Adult Membership plus \$5.00 (Additional Membership cards as requested)

Canada or Mexico: \$35.00 per Year Foreign: \$38.00 per Year (Journal via Regular Mail)

**IPMS/USA**

**PO Box 56023**

**St. Petersburg, FL 33732-6023**

<http://www.ipmsusa.org/>

# IPMS/USA MEMBERSHIP FORM

IPMS No.: \_\_\_\_\_ Name: \_\_\_\_\_

Address: \_\_\_\_\_ If Renewing \_\_\_\_\_ First \_\_\_\_\_ Middle \_\_\_\_\_ Last \_\_\_\_\_

City: \_\_\_\_\_ State: \_\_\_\_\_ Zip: \_\_\_\_\_

Phone: \_\_\_\_\_ E-mail: \_\_\_\_\_

Signature (required by P.O.) \_\_\_\_\_

Type of Membership ☐ Adult, 1 Year: \$30 ☐ Adult, 2 Years: \$58 ☐ Adult, 3 Years: \$86

☐ Junior (Under 18 Years) \$17 ☐ Family, 1 Year: \$35 (Adult + \$5, One Set Journals) How Many Cards? \_\_\_\_\_

☐ Canada & Mexico: \$35 ☐ Other / Foreign: \$38 (Surface) Checks must be drawn on a US bank or international money order

Payment Method: ☐ Check ☐ Money Order ☐ Credit Card (MC/VISA/DISC)

Credit Card No: \_\_\_\_\_ Expiration Date: \_\_\_\_\_

Chapter Affiliation, (if any): \_\_\_\_\_

If Recommended by an IPMS Member, Please List His / Her Name and Member Number:

Name: \_\_\_\_\_ IPMS No.: \_\_\_\_\_

## IPMS/USA

Join or Renew Online at: [www.ipmsusa.org](http://www.ipmsusa.org)

P.O. Box 56023

St. Petersburg, FL 33732-6023

## CSM Debrief

**Cincinnati Scale Modelers  
Monthly Newsletter**

[www.cincyipms.com](http://www.cincyipms.com)

Editorial address: 102 Bentwood Ct.

July 2019

Cincinnati, OH 45241